





1. Policz jabłka w koszykach i napisz ich liczbę w kratkach. Pokoloruj w każdej parze ten kosz, w którym jest więcej owoców.

 <table border="1" data-bbox="207 795 383 907"> <tr><td></td><td></td><td></td><td></td></tr> <tr><td></td><td></td><td></td><td></td></tr> <tr><td></td><td></td><td></td><td></td></tr> <tr><td></td><td></td><td></td><td></td></tr> </table> <table border="1" data-bbox="518 795 694 907"> <tr><td></td><td></td><td></td><td></td></tr> <tr><td></td><td></td><td></td><td></td></tr> <tr><td></td><td></td><td></td><td></td></tr> <tr><td></td><td></td><td></td><td></td></tr> </table>																																	 <table border="1" data-bbox="922 795 1098 907"> <tr><td></td><td></td><td></td><td></td></tr> <tr><td></td><td></td><td></td><td></td></tr> <tr><td></td><td></td><td></td><td></td></tr> <tr><td></td><td></td><td></td><td></td></tr> </table> <table border="1" data-bbox="1236 795 1412 907"> <tr><td></td><td></td><td></td><td></td></tr> <tr><td></td><td></td><td></td><td></td></tr> <tr><td></td><td></td><td></td><td></td></tr> <tr><td></td><td></td><td></td><td></td></tr> </table>																																

2. W każdym kolejnym słoiku narysuj o jedną śliwkę więcej.






3. Napisz po śladzie znaki.

Handwriting practice grid for comparison symbols. The first row shows a solid left angle bracket (<) and a solid right angle bracket (>), followed by several dotted versions for tracing. The second row shows a solid left angle bracket followed by an equals sign, then a dotted left angle bracket followed by an equals sign, and so on. The third row shows a solid equals sign followed by a solid left angle bracket, then a dotted equals sign followed by a dotted left angle bracket, and so on. The fourth row shows a solid right angle bracket followed by an equals sign, then a dotted right angle bracket followed by an equals sign, and so on.

4. Policz litery w wyrazach i napisz ich liczbę w kratkach. Wpisz właściwe znaki: >, <, =

Counting letters in words. The words are written in a cursive font: 'ta', 'Ala', 'dom', 'kot', 'tam', 'tu'. Below each word is a 3x5 grid for writing the number of letters. Vertical lines separate the groups of words.

5. Policz ile jest jabłek, a ile gruszek. Wpisz liczby i właściwe znaki: >, <, =.



Grid for writing the number of pears and apples from the first box, with an equals sign between the grids.

Grid for writing the number of pears and apples from the second box, with an equals sign between the grids.

