




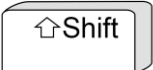







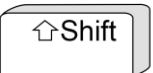
1. Zamaluj klawisze, których użyjesz przy pisaniu podkreślonych liter. Tam gdzie trzeba wpisz w okienko odpowiednią literę.


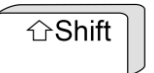
t +  = Tomek




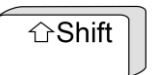
l +  = Miłosz




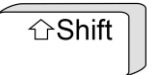
l +  = Łucja




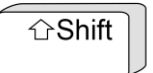
z +  = Bożena




m +  = Mazury


z +  = Żuławy


 +  = Gdańsk


 +  = Częstochowa


 +  = Zamość


 +  = Śląsk
